



# SF3b130 Polyclonal Antibody

<b>Catalog No</b>	YP-Ab-02008
<b>Isotype</b>	IgG
<b>Reactivity</b>	Human;Mouse
<b>Applications</b>	WB;ELISA;IHC
<b>Gene Name</b>	SF3B3
<b>Protein Name</b>	Splicing factor 3B subunit 3
<b>Immunogen</b>	The antiserum was produced against synthesized peptide derived from human SF3B3. AA range:231-280
<b>Specificity</b>	SF3b130 Polyclonal Antibody detects endogenous levels of SF3b130 protein.
<b>Formulation</b>	Liquid in PBS containing 50% glycerol, 0.5% BSA and 0.02% sodium azide.
<b>Source</b>	Polyclonal, Rabbit,IgG
<b>Purification</b>	The antibody was affinity-purified from rabbit antiserum by affinity-chromatography using epitope-specific immunogen.
<b>Dilution</b>	WB 1:500-2000;IHC-p 1:50-300; ELISA 2000-20000
<b>Concentration</b>	1 mg/ml
<b>Purity</b>	≥90%
<b>Storage Stability</b>	-20°C/1 year
<b>Synonyms</b>	SF3B3; KIAA0017; SAP130; Splicing factor 3B subunit 3; Pre-mRNA-splicing factor SF3b 130 kDa subunit; SF3b130; STAF130; Spliceosome-associated protein 130; SAP 130
<b>Observed Band</b>	140kD
<b>Cell Pathway</b>	Nucleus .
<b>Tissue Specificity</b>	Bone marrow,Lung,Placenta,Skeletal muscle,Skin,Testis,
<b>Function</b>	function:Subunit of the splicing factor SF3B required for 'A' complex assembly formed by the stable binding of U2 snRNP to the branchpoint sequence (BPS) in pre-mRNA. Sequence independent binding of SF3A/SF3B complex upstream of the branch site is essential, it may anchor U2 snRNP to the pre-mRNA. May also be involved in the assembly of the 'E' complex. Belongs also to the minor U12-dependent spliceosome, which is involved in the splicing of rare class of nuclear pre-mRNA intron.,similarity:Belongs to the RSE1 family.,subunit:Identified in the spliceosome C complex, at least composed of AQR, ASCC3L1, C19orf29, CDC40, CDC5L, CRNKL1, DDX23, DDX41, DDX48, DDX5, DGCR14, DHX35, DHX38, DHX8, EFTUD2, FRG1, GPATC1, HNRPA1, HNRPA2B1, HNRPA3, HNRPC, HNRPF, HNRPH1, HNRPK, HNRPM, HNRPR, HNRPU, KIAA1160, KIAA1604, LSM2, LSM3, MAGOH, MORG1, PABPC1, PLRG1, PNN, PPIE, PPIL1, PPIL3, PPWD1, PRPF19, PRPF4B

**Background**

This gene encodes subunit 3 of the splicing factor 3b protein complex. Splicing factor 3b, together with splicing factor 3a and a 12S RNA unit, forms the U2 small nuclear ribonucleoproteins complex (U2 snRNP). The splicing factor 3b/3a complex binds pre-mRNA upstream of the intron's branch site in a sequence independent manner and may anchor the U2 snRNP to the pre-mRNA. Splicing factor 3b is also a component of the minor U12-type spliceosome. Subunit 3 has also been identified as a component of the STAGA (SPT3-TAF(II)31-GCN5L acetylase) transcription coactivator-HAT (histone acetyltransferase) complex, and the TFTC (TATA-binding-protein-free TAF(II)-containing complex). These complexes may function in chromatin modification, transcription, splicing, and DNA repair. [provided by RefSeq, Jul 2008],

**matters needing attention**

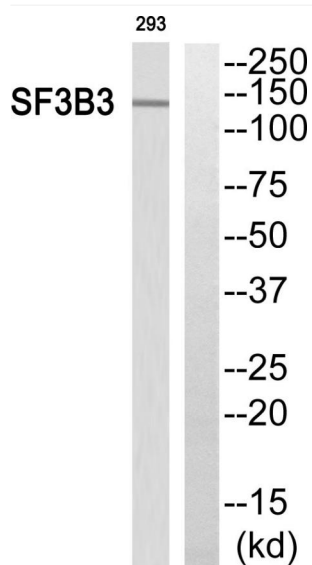
Avoid repeated freezing and thawing!

**Usage suggestions**

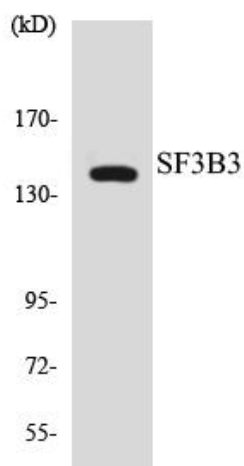
This product can be used in immunological reaction related experiments. For more information, please consult technical personnel.




## Products Images



Western blot analysis of SF3B3 Antibody. The lane on the right is blocked with the SF3B3 peptide.



Western blot analysis of the lysates from HeLa cells using SF3B3 antibody.



Immunohistochemical analysis of paraffin-embedded human tonsil. 1, Antibody was diluted at 1:200(4° overnight). 2, Tris-EDTA,pH9.0 was used for antigen retrieval. 3,Secondary antibody was diluted at 1:200(room temperature, 45min).